

Scaled data based on original data using
LM-79-08 Approved Method: Electrical and Photometric Measurements of Solid-
State Lighting Products

Test Report Prepared for
Cooper Lighting Solutions
(formerly Eaton)

Brand: McGRAW-EDISON

Report Number: P227068

Luminaire Tested: **ISW-AF-1200-LED-E1-SL4-7050**

Issue Date: 3/3/2020

Test Information

Test Method: LM-79-08
Report Number: P227068
TEST IS SCALED FROM IESNA LM-79-08 TEST DATA (P35947)
Test Lab: INNOVATION CENTER-P3
Issue Date: 3/3/2020
Manufacturer: COOPER LIGHTING SOLUTIONS (FORMERLY EATON)
Product Line: MCGRAW-EDISON
Catalog Number: ISW-AF-1200-LED-E1-SL4-7050
Description: IMPACT ELITE LED WEDGE LUMINAIRE
LIGHT SQUARE WITH ACCULED OPTICS-TYPE IV W/SPILL CONTROL
Light Source: (16) 5000K CCT, 70 CRI LEDs
Ballast/Driver: ELECTRONIC DRIVER

Summary

Lumens per Lamp: N/A
Luminaire Lumens: 6162 lumens
Efficiency: N/A
Efficacy: 93.4 lumens/watt
Luminous Opening: Rectangular (W 0.5' x L: 0.5' x H: 0')
IES Classification: Type IV - Short - Semi-Cutoff
BUG Rating: B1 - U1 - G2

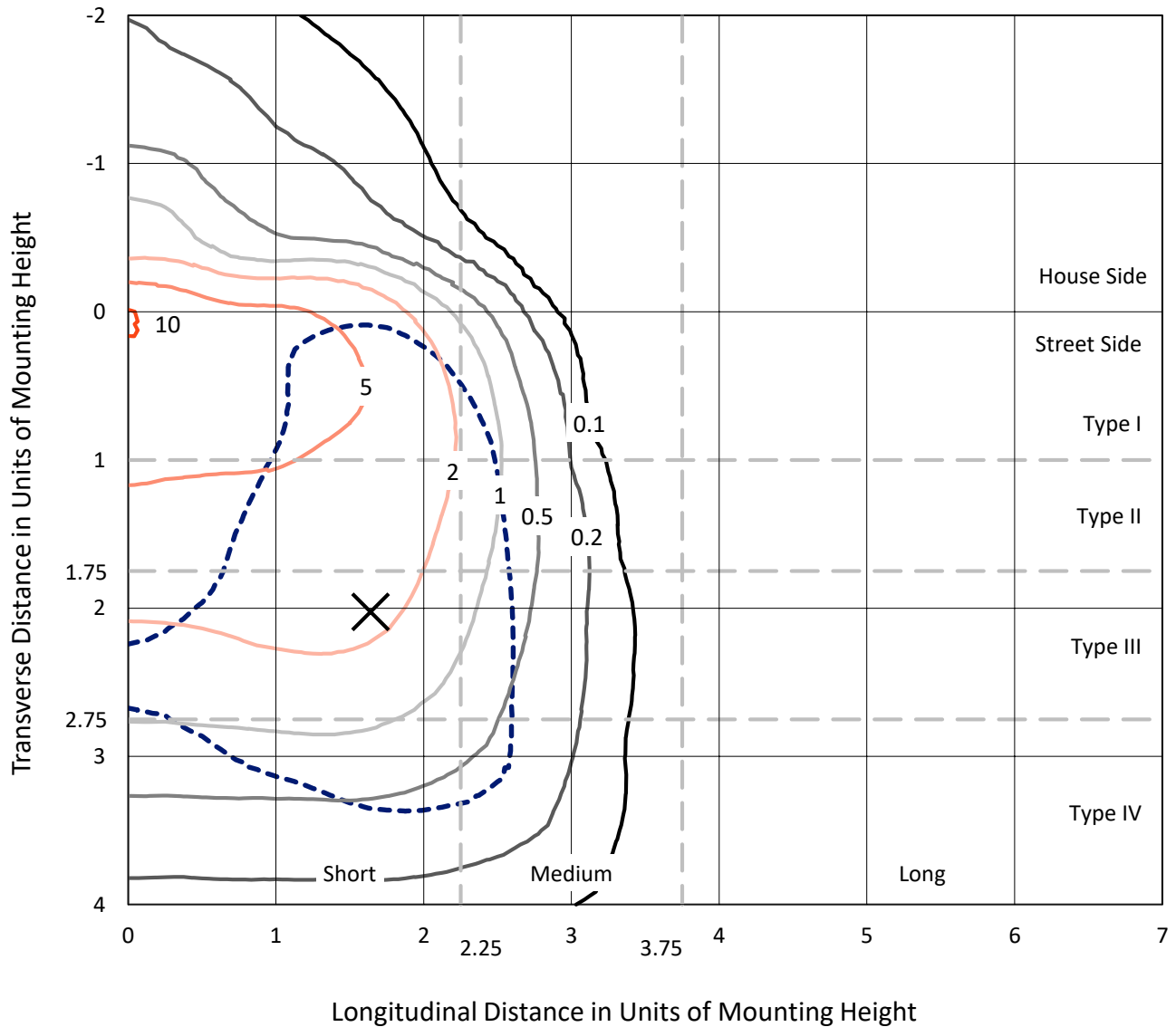
Input Watts (W): 66
Input Voltage (V): 120
Input Current (Ain): NR
Voltage Rise (V): NR
Power Factor: NR
Total Harmonic Distortion (THDi): NR
Frequency (hertz): 60
Stabilization Time: NR
Operation Time: NR
Ambient Temperature (°C): NR
Test Distance: 25 FT



REPORT NUMBER: P227068
 CATALOG NUMBER: ISW-AF-1200-LED-E1-SL4-7050

Iso-Footcandle Lines of Horizontal Illumination

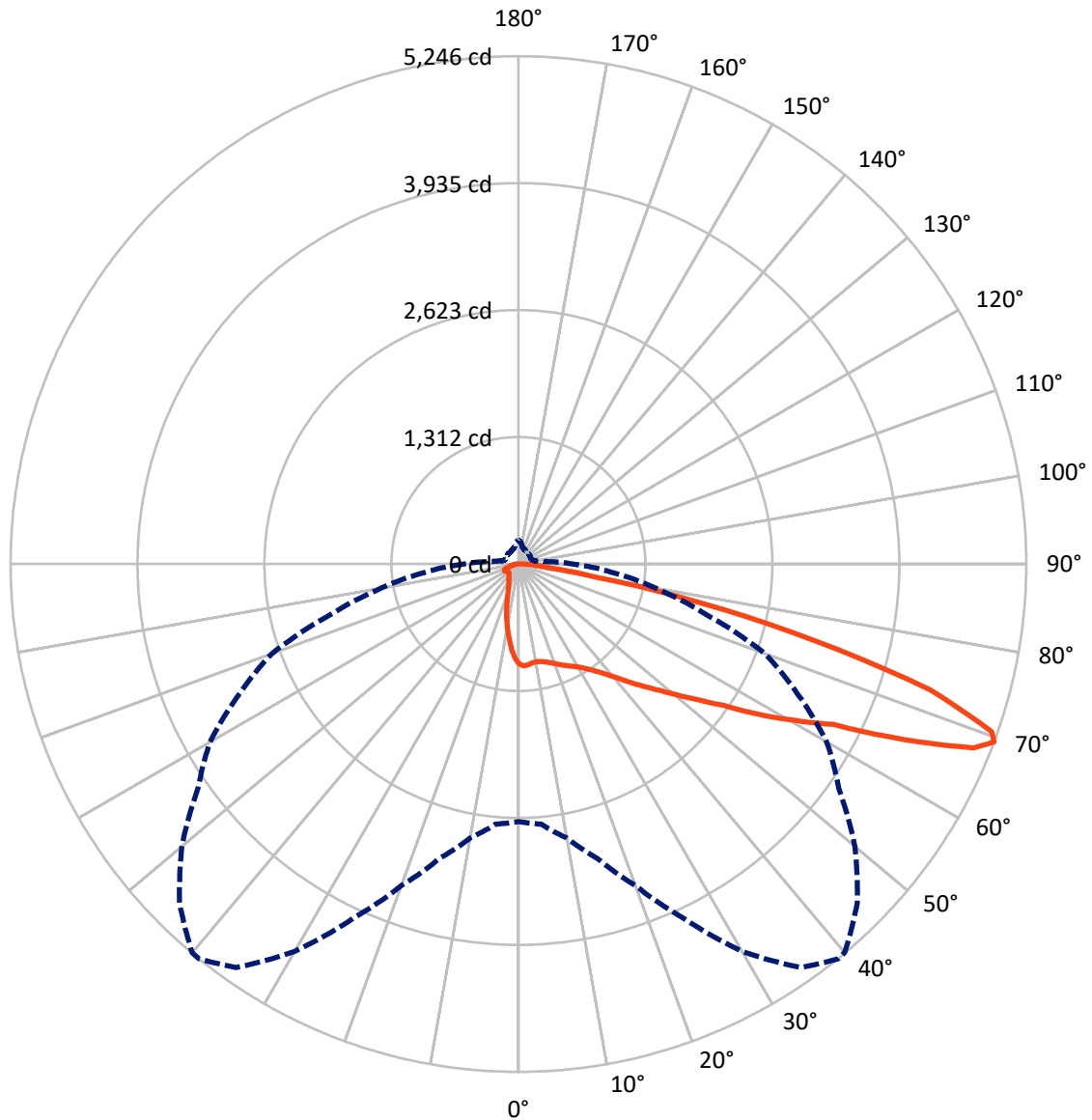
× Max cd
 - - - 1/2 Max cd



Based on 10 foot mounting height. Maximum calculated value = 10.3 fc
 Type IV - Short - Semi-Cutoff

REPORT NUMBER: P227068
CATALOG NUMBER: ISW-AF-1200-LED-E1-SL4-7050

Luminous Intensity Polar Plot



— Vertical Plane Through 39-Deg Lateral - - - Horizontal Cone Through 69-Deg Vertical

REPORT NUMBER: P227068

CATALOG NUMBER: ISW-AF-1200-LED-E1-SL4-7050

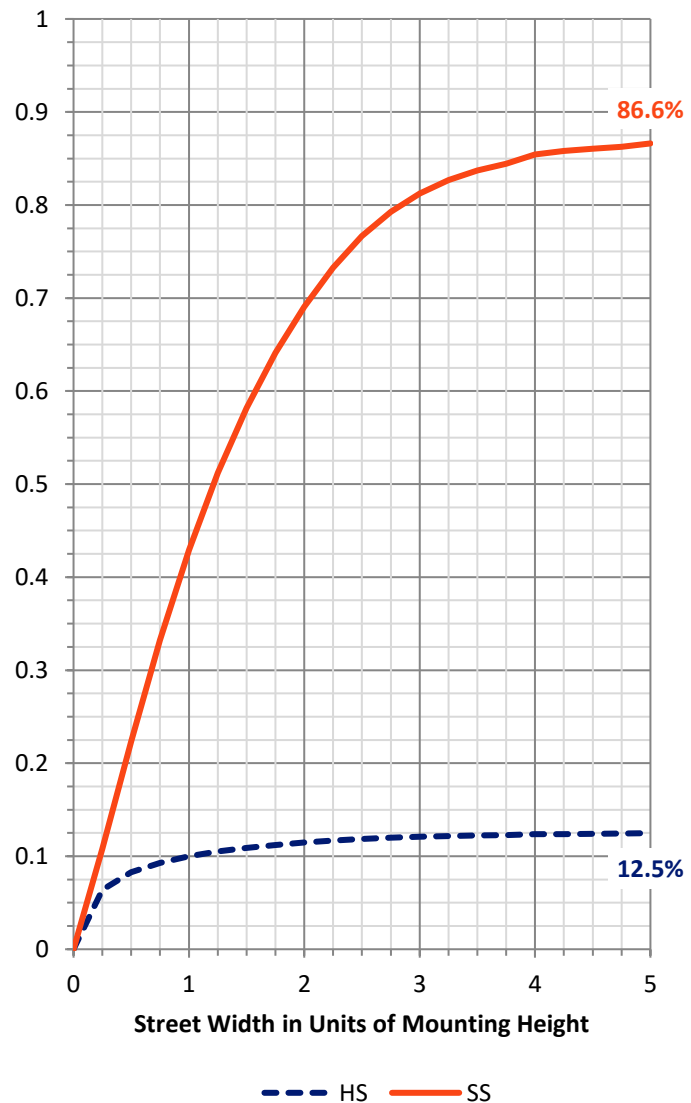
FLUX DISTRIBUTION:

		Downward	Upward	Total
House Side	Lumens	779.6	0.2	779.8
	% Fixture	12.7	0.0	12.7
Street Side	Lumens	5380.6	1.5	5382.2
	% Fixture	87.3	0.0	87.3
Total	Lumens	6160.3	1.7	6162.0
	% Fixture	100.0	0.0	100.0

Coefficient of Utilization

ZONAL LUMENS:

Zone	Lumens	% Fixture
0°-10°	89.1	1.4
10°-20°	224.6	3.6
20°-30°	349.6	5.7
30°-40°	528.4	8.6
40°-50°	845.6	13.7
50°-60°	1329.1	21.6
60°-70°	1789.5	29.0
70°-80°	887.6	14.4
80°-90°	116.6	1.9
90°-100°	1.7	0.0
100°-110°	0.0	0.0
110°-120°	0.0	0.0
120°-130°	0.0	0.0
130°-140°	0.0	0.0
140°-150°	0.0	0.0
150°-160°	0.0	0.0
160°-170°	0.0	0.0
170°-180°	0.0	0.0
0°-90°	6160.3	100.0
0°-180°	6162.0	100.0



REPORT NUMBER: P227068

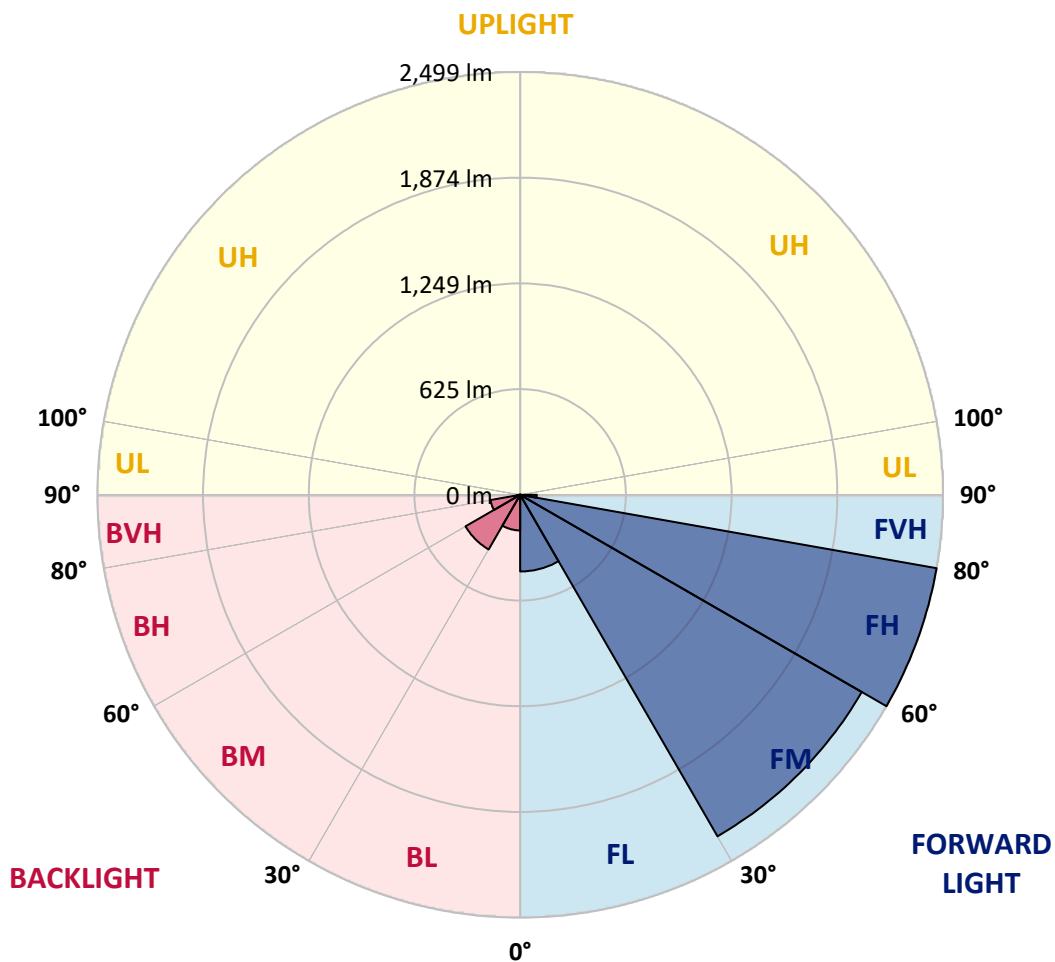
CATALOG NUMBER: ISW-AF-1200-LED-E1-SL4-7050

LUMINAIRE CLASSIFICATION SYSTEM LUMEN TABLE AND BUG RATING:

Zone		Lumens	% Fixture	Zone Rating/Lumen Limit		
				B	U	G
FL	(0°-30°)	453.1	7.4			
FM	(30°-60°)	2330.6	37.8			
FH	(60°-80°)	2498.7	40.6			G2/5000
FVH	(80°-90°)	98.2	1.6			G1/100
BL	(0°-30°)	210.3	3.4	B1/500		
BM	(30°-60°)	372.5	6.0	B1/1000		
BH	(60°-80°)	178.5	2.9	B1/500		G1/500
BVH	(80°-90°)	18.4	0.3			G1/100
UL	(90°-100°)	1.7	0.0		U1/10	
UH	(100°-180°)	0.2	0.0		U1/10	

BUG Rating: B1-U1-G2

Type IV Short





REPORT NUMBER: P227068

CATALOG NUMBER: ISW-AF-1200-LED-E1-SL4-7050

CANDELA DISTRIBUTION (FULL):

	0°	5°	10°	15°	20°	25°	30°	35°	39°	40°	45°
0°	1032.1	1032.1	1032.1	1032.1	1032.1	1032.1	1032.1	1032.1	1032.1	1032.1	1032.1
2.5°	1057.1	1058.1	1058.1	1059.1	1055.1	1055.1	1056.1	1052.1	1054.1	1053.1	1048.1
5°	1059.1	1060.1	1059.1	1060.1	1055.1	1053.1	1049.1	1044.1	1046.1	1045.1	1038.1
7.5°	1054.1	1055.1	1053.1	1054.1	1048.1	1044.1	1038.1	1034.1	1031.1	1030.1	1021.1
10°	1043.1	1046.1	1042.1	1045.1	1040.1	1036.1	1033.1	1029.1	1027.1	1026.1	1016.1
12.5°	1027.1	1029.1	1030.1	1034.1	1034.1	1035.1	1035.1	1032.1	1033.1	1032.1	1024.1
15°	1012.1	1019.1	1026.1	1030.1	1038.1	1043.1	1047.1	1046.1	1049.1	1048.1	1043.1
17.5°	1012.1	1018.1	1030.1	1043.1	1058.1	1065.1	1071.1	1071.1	1072.1	1070.1	1062.1
20°	1016.1	1027.1	1047.1	1069.1	1087.1	1101.1	1105.1	1104.1	1100.1	1100.1	1086.1
22.5°	1049.1	1056.1	1078.1	1102.1	1127.1	1141.1	1142.1	1139.1	1131.1	1129.1	1112.1
25°	1096.1	1104.1	1124.1	1155.1	1174.1	1185.1	1182.1	1172.1	1164.1	1157.1	1139.1
27.5°	1169.1	1175.1	1195.1	1216.1	1227.1	1231.1	1219.1	1205.1	1196.1	1193.1	1169.1
30°	1244.1	1252.1	1268.1	1281.1	1290.1	1278.1	1259.1	1243.1	1235.1	1233.1	1211.1
32.5°	1336.1	1337.1	1348.1	1351.1	1352.1	1332.1	1306.1	1291.1	1288.1	1284.1	1267.1
35°	1420.1	1425.1	1423.1	1422.1	1413.1	1388.1	1366.1	1357.1	1354.1	1353.1	1339.1
37.5°	1495.1	1503.1	1498.1	1489.1	1478.1	1458.1	1435.1	1425.1	1435.1	1429.1	1432.1
40°	1568.1	1568.1	1562.1	1557.1	1544.1	1525.1	1517.1	1518.1	1534.1	1538.1	1542.1
42.5°	1631.1	1630.1	1624.1	1620.1	1618.1	1614.1	1610.1	1629.1	1660.1	1666.1	1675.1
45°	1700.1	1699.1	1676.1	1684.1	1698.1	1701.1	1715.1	1759.1	1797.1	1800.1	1819.1
47.5°	1767.1	1759.1	1737.1	1745.1	1785.1	1806.1	1829.1	1891.1	1944.1	1955.1	2008.2
50°	1837.1	1829.1	1805.1	1820.1	1876.1	1915.1	1969.1	2055.2	2128.2	2143.2	2212.2
52.5°	1910.1	1909.1	1890.1	1913.1	1982.1	2061.2	2146.2	2243.2	2332.2	2351.2	2453.2
55°	1998.2	1993.2	1985.1	2013.2	2111.2	2217.2	2350.2	2482.2	2579.2	2613.2	2716.2
57.5°	2097.2	2095.2	2096.2	2154.2	2272.2	2433.2	2596.2	2774.2	2934.2	2958.2	3054.2
60°	2183.2	2187.2	2210.2	2301.2	2449.2	2667.2	2896.2	3137.2	3279.2	3304.2	3398.3
62.5°	2288.2	2311.2	2362.2	2477.2	2651.2	2915.2	3212.2	3467.3	3650.3	3701.3	3879.3
65°	2540.2	2558.2	2653.2	2792.2	3014.2	3352.3	3693.3	4064.3	4366.3	4412.3	4565.3
67.5°	2724.2	2770.2	2919.2	3146.2	3467.3	3899.3	4367.3	4816.4	5071.4	5092.4	4985.4
69°	2660.2	2698.2	2874.2	3148.2	3535.3	4038.3	4620.3	5089.4	5246.4	5242.4	4951.4
70°	2562.2	2597.2	2791.2	3057.2	3478.3	4022.3	4624.3	5091.4	5186.4	5150.4	4817.4
72.5°	2146.2	2177.2	2359.2	2637.2	3045.2	3585.3	4152.3	4471.3	4451.3	4421.3	3871.3
75°	1340.1	1338.1	1497.1	1658.1	1975.1	2521.2	2943.2	3199.2	3158.2	3135.2	2485.2
77.5°	501.0	536.0	594.0	767.1	913.1	1208.1	1549.1	1834.1	1913.1	1812.1	1338.1
80°	261.0	280.0	318.0	379.0	436.0	499.0	600.0	772.1	799.1	745.1	540.0
82.5°	206.0	229.0	267.0	319.0	359.0	335.0	316.0	327.0	325.0	310.0	275.0
85°	156.0	183.0	245.0	298.0	355.0	300.0	239.0	209.0	186.0	187.0	199.0
87.5°	78.0	101.0	193.0	260.0	309.0	199.0	156.0	121.0	101.0	97.0	130.0
90°	24.0	24.0	39.0	51.0	70.0	35.0	34.0	26.0	19.0	19.0	30.0
92.5°	0.0	0.0	0.0	0.0	0.0	0.0	0.0	0.0	0.0	0.0	0.0
95°	0.0	0.0	0.0	0.0	0.0	0.0	0.0	0.0	0.0	0.0	0.0
97.5°	0.0	0.0	0.0	0.0	0.0	0.0	0.0	0.0	0.0	0.0	0.0
100°	0.0	0.0	0.0	0.0	0.0	0.0	0.0	0.0	0.0	0.0	0.0
102.5°	0.0	0.0	0.0	0.0	0.0	0.0	0.0	0.0	0.0	0.0	0.0
105°	0.0	0.0	0.0	0.0	0.0	0.0	0.0	0.0	0.0	0.0	0.0
107.5°	0.0	0.0	0.0	0.0	0.0	0.0	0.0	0.0	0.0	0.0	0.0



REPORT NUMBER: P227068

CATALOG NUMBER: ISW-AF-1200-LED-E1-SL4-7050

CANDELA DISTRIBUTION (continued):

	0°	5°	10°	15°	20°	25°	30°	35°	39°	40°	45°
110°	0.0	0.0	0.0	0.0	0.0	0.0	0.0	0.0	0.0	0.0	0.0
112.5°	0.0	0.0	0.0	0.0	0.0	0.0	0.0	0.0	0.0	0.0	0.0
115°	0.0	0.0	0.0	0.0	0.0	0.0	0.0	0.0	0.0	0.0	0.0
117.5°	0.0	0.0	0.0	0.0	0.0	0.0	0.0	0.0	0.0	0.0	0.0
120°	0.0	0.0	0.0	0.0	0.0	0.0	0.0	0.0	0.0	0.0	0.0
122.5°	0.0	0.0	0.0	0.0	0.0	0.0	0.0	0.0	0.0	0.0	0.0
125°	0.0	0.0	0.0	0.0	0.0	0.0	0.0	0.0	0.0	0.0	0.0
127.5°	0.0	0.0	0.0	0.0	0.0	0.0	0.0	0.0	0.0	0.0	0.0
130°	0.0	0.0	0.0	0.0	0.0	0.0	0.0	0.0	0.0	0.0	0.0
132.5°	0.0	0.0	0.0	0.0	0.0	0.0	0.0	0.0	0.0	0.0	0.0
135°	0.0	0.0	0.0	0.0	0.0	0.0	0.0	0.0	0.0	0.0	0.0
137.5°	0.0	0.0	0.0	0.0	0.0	0.0	0.0	0.0	0.0	0.0	0.0
140°	0.0	0.0	0.0	0.0	0.0	0.0	0.0	0.0	0.0	0.0	0.0
142.5°	0.0	0.0	0.0	0.0	0.0	0.0	0.0	0.0	0.0	0.0	0.0
145°	0.0	0.0	0.0	0.0	0.0	0.0	0.0	0.0	0.0	0.0	0.0
147.5°	0.0	0.0	0.0	0.0	0.0	0.0	0.0	0.0	0.0	0.0	0.0
150°	0.0	0.0	0.0	0.0	0.0	0.0	0.0	0.0	0.0	0.0	0.0
152.5°	0.0	0.0	0.0	0.0	0.0	0.0	0.0	0.0	0.0	0.0	0.0
155°	0.0	0.0	0.0	0.0	0.0	0.0	0.0	0.0	0.0	0.0	0.0
157.5°	0.0	0.0	0.0	0.0	0.0	0.0	0.0	0.0	0.0	0.0	0.0
160°	0.0	0.0	0.0	0.0	0.0	0.0	0.0	0.0	0.0	0.0	0.0
162.5°	0.0	0.0	0.0	0.0	0.0	0.0	0.0	0.0	0.0	0.0	0.0
165°	0.0	0.0	0.0	0.0	0.0	0.0	0.0	0.0	0.0	0.0	0.0
167.5°	0.0	0.0	0.0	0.0	0.0	0.0	0.0	0.0	0.0	0.0	0.0
170°	0.0	0.0	0.0	0.0	0.0	0.0	0.0	0.0	0.0	0.0	0.0
172.5°	0.0	0.0	0.0	0.0	0.0	0.0	0.0	0.0	0.0	0.0	0.0
175°	0.0	0.0	0.0	0.0	0.0	0.0	0.0	0.0	0.0	0.0	0.0
177.5°	0.0	0.0	0.0	0.0	0.0	0.0	0.0	0.0	0.0	0.0	0.0
180°	0.0	0.0	0.0	0.0	0.0	0.0	0.0	0.0	0.0	0.0	0.0



REPORT NUMBER: P227068

CATALOG NUMBER: ISW-AF-1200-LED-E1-SL4-7050

CANDELA DISTRIBUTION (continued):

	50°	55°	60°	65°	70°	75°	80°	85°	90°	95°	100°
0°	1032.1	1032.1	1032.1	1032.1	1032.1	1032.1	1032.1	1032.1	1032.1	1032.1	1032.1
2.5°	1044.1	1044.1	1042.1	1041.1	1038.1	1034.1	1031.1	1026.1	1023.1	1018.1	1012.1
5°	1031.1	1027.1	1025.1	1021.1	1015.1	1010.1	1004.1	997.1	989.1	979.1	968.1
7.5°	1014.1	1008.1	1001.1	999.1	992.1	986.1	979.1	969.1	958.1	940.1	926.1
10°	1007.1	1001.1	995.1	991.1	982.1	975.1	967.1	954.1	940.1	916.1	890.1
12.5°	1014.1	1008.1	1002.1	995.1	987.1	979.1	968.1	952.1	933.1	902.1	870.1
15°	1031.1	1025.1	1015.1	1008.1	997.1	990.1	975.1	957.1	929.1	891.1	849.1
17.5°	1050.1	1041.1	1032.1	1021.1	1011.1	1002.1	986.1	963.1	928.1	883.1	829.1
20°	1068.1	1058.1	1044.1	1036.1	1026.1	1013.1	996.1	968.1	926.1	867.1	808.1
22.5°	1089.1	1076.1	1061.1	1052.1	1044.1	1033.1	1013.1	977.1	926.1	858.1	784.1
25°	1116.1	1099.1	1084.1	1075.1	1070.1	1062.1	1038.1	998.1	933.1	853.1	764.1
27.5°	1148.1	1126.1	1113.1	1107.1	1106.1	1100.1	1076.1	1026.1	949.1	853.1	745.1
30°	1186.1	1167.1	1150.1	1150.1	1162.1	1158.1	1131.1	1069.1	974.1	856.1	731.1
32.5°	1239.1	1220.1	1210.1	1220.1	1233.1	1237.1	1206.1	1130.1	1015.1	870.1	717.1
35°	1317.1	1305.1	1298.1	1313.1	1339.1	1349.1	1311.1	1221.1	1075.1	897.1	709.1
37.5°	1420.1	1411.1	1402.1	1428.1	1477.1	1497.1	1442.1	1326.1	1161.1	942.1	705.1
40°	1538.1	1539.1	1549.1	1601.1	1648.1	1690.1	1628.1	1485.1	1279.1	1006.1	709.1
42.5°	1678.1	1689.1	1723.1	1795.1	1886.1	1919.1	1859.1	1677.1	1426.1	1083.1	719.1
45°	1852.1	1881.1	1939.1	2046.2	2156.2	2207.2	2122.2	1919.1	1611.1	1206.1	747.1
47.5°	2037.2	2101.2	2199.2	2329.2	2457.2	2490.2	2385.2	2138.2	1792.1	1315.1	790.1
50°	2274.2	2352.2	2450.2	2606.2	2742.2	2762.2	2623.2	2341.2	1950.1	1410.1	831.1
52.5°	2495.2	2601.2	2726.2	2907.2	3045.2	3020.2	2840.2	2522.2	2075.2	1475.1	854.1
55°	2797.2	2907.2	3048.2	3206.2	3343.3	3283.2	3037.2	2676.2	2175.2	1523.1	861.1
57.5°	3142.2	3226.2	3364.3	3526.3	3616.3	3513.3	3231.2	2826.2	2270.2	1524.1	806.1
60°	3481.3	3579.3	3731.3	3890.3	3940.3	3762.3	3366.3	2849.2	2176.2	1360.1	645.0
62.5°	3983.3	4082.3	4159.3	4185.3	4095.3	3737.3	3209.2	2606.2	1876.1	1073.1	457.0
65°	4544.3	4432.3	4283.3	4143.3	3898.3	3354.3	2767.2	2141.2	1456.1	717.1	315.0
67.5°	4691.4	4350.3	4026.3	3714.3	3257.2	2671.2	2087.2	1506.1	934.1	408.0	214.0
69°	4538.3	4040.3	3679.3	3184.2	2712.2	1999.2	1438.1	965.1	558.0	284.0	179.0
70°	4258.3	3740.3	3251.2	2721.2	2101.2	1527.1	956.1	632.0	364.0	207.0	161.0
72.5°	3213.2	2569.2	1980.1	1286.1	784.1	435.0	306.0	219.0	173.0	152.0	138.0
75°	1858.1	1237.1	810.1	432.0	256.0	190.0	166.0	148.0	137.0	132.0	120.0
77.5°	784.1	490.0	332.0	243.0	172.0	147.0	128.0	118.0	117.0	114.0	103.0
80°	357.0	306.0	261.0	183.0	131.0	112.0	98.0	96.0	98.0	95.0	84.0
82.5°	265.0	261.0	218.0	141.0	100.0	75.0	61.0	64.0	72.0	78.0	68.0
85°	221.0	221.0	183.0	105.0	66.0	48.0	47.0	53.0	60.0	65.0	55.0
87.5°	203.0	195.0	105.0	54.0	38.0	31.0	29.0	26.0	26.0	45.0	38.0
90°	20.0	9.0	5.0	4.0	5.0	4.0	6.0	5.0	5.0	5.0	5.0
92.5°	0.0	0.0	0.0	0.0	0.0	0.0	0.0	0.0	0.0	0.0	0.0
95°	0.0	0.0	0.0	0.0	0.0	0.0	0.0	0.0	0.0	0.0	0.0
97.5°	0.0	0.0	0.0	0.0	0.0	0.0	0.0	0.0	0.0	0.0	0.0
100°	0.0	0.0	0.0	0.0	0.0	0.0	0.0	0.0	0.0	0.0	0.0
102.5°	0.0	0.0	0.0	0.0	0.0	0.0	0.0	0.0	0.0	0.0	0.0
105°	0.0	0.0	0.0	0.0	0.0	0.0	0.0	0.0	0.0	0.0	0.0
107.5°	0.0	0.0	0.0	0.0	0.0	0.0	0.0	0.0	0.0	0.0	0.0



REPORT NUMBER: P227068

CATALOG NUMBER: ISW-AF-1200-LED-E1-SL4-7050

CANDELA DISTRIBUTION (continued):

	50°	55°	60°	65°	70°	75°	80°	85°	90°	95°	100°
110°	0.0	0.0	0.0	0.0	0.0	0.0	0.0	0.0	0.0	0.0	0.0
112.5°	0.0	0.0	0.0	0.0	0.0	0.0	0.0	0.0	0.0	0.0	0.0
115°	0.0	0.0	0.0	0.0	0.0	0.0	0.0	0.0	0.0	0.0	0.0
117.5°	0.0	0.0	0.0	0.0	0.0	0.0	0.0	0.0	0.0	0.0	0.0
120°	0.0	0.0	0.0	0.0	0.0	0.0	0.0	0.0	0.0	0.0	0.0
122.5°	0.0	0.0	0.0	0.0	0.0	0.0	0.0	0.0	0.0	0.0	0.0
125°	0.0	0.0	0.0	0.0	0.0	0.0	0.0	0.0	0.0	0.0	0.0
127.5°	0.0	0.0	0.0	0.0	0.0	0.0	0.0	0.0	0.0	0.0	0.0
130°	0.0	0.0	0.0	0.0	0.0	0.0	0.0	0.0	0.0	0.0	0.0
132.5°	0.0	0.0	0.0	0.0	0.0	0.0	0.0	0.0	0.0	0.0	0.0
135°	0.0	0.0	0.0	0.0	0.0	0.0	0.0	0.0	0.0	0.0	0.0
137.5°	0.0	0.0	0.0	0.0	0.0	0.0	0.0	0.0	0.0	0.0	0.0
140°	0.0	0.0	0.0	0.0	0.0	0.0	0.0	0.0	0.0	0.0	0.0
142.5°	0.0	0.0	0.0	0.0	0.0	0.0	0.0	0.0	0.0	0.0	0.0
145°	0.0	0.0	0.0	0.0	0.0	0.0	0.0	0.0	0.0	0.0	0.0
147.5°	0.0	0.0	0.0	0.0	0.0	0.0	0.0	0.0	0.0	0.0	0.0
150°	0.0	0.0	0.0	0.0	0.0	0.0	0.0	0.0	0.0	0.0	0.0
152.5°	0.0	0.0	0.0	0.0	0.0	0.0	0.0	0.0	0.0	0.0	0.0
155°	0.0	0.0	0.0	0.0	0.0	0.0	0.0	0.0	0.0	0.0	0.0
157.5°	0.0	0.0	0.0	0.0	0.0	0.0	0.0	0.0	0.0	0.0	0.0
160°	0.0	0.0	0.0	0.0	0.0	0.0	0.0	0.0	0.0	0.0	0.0
162.5°	0.0	0.0	0.0	0.0	0.0	0.0	0.0	0.0	0.0	0.0	0.0
165°	0.0	0.0	0.0	0.0	0.0	0.0	0.0	0.0	0.0	0.0	0.0
167.5°	0.0	0.0	0.0	0.0	0.0	0.0	0.0	0.0	0.0	0.0	0.0
170°	0.0	0.0	0.0	0.0	0.0	0.0	0.0	0.0	0.0	0.0	0.0
172.5°	0.0	0.0	0.0	0.0	0.0	0.0	0.0	0.0	0.0	0.0	0.0
175°	0.0	0.0	0.0	0.0	0.0	0.0	0.0	0.0	0.0	0.0	0.0
177.5°	0.0	0.0	0.0	0.0	0.0	0.0	0.0	0.0	0.0	0.0	0.0
180°	0.0	0.0	0.0	0.0	0.0	0.0	0.0	0.0	0.0	0.0	0.0



REPORT NUMBER: P227068

CATALOG NUMBER: ISW-AF-1200-LED-E1-SL4-7050

CANDELA DISTRIBUTION (continued):

	105°	110°	115°	120°	125°	130°	135°	140°	145°	150°	155°
0°	1032.1	1032.1	1032.1	1032.1	1032.1	1032.1	1032.1	1032.1	1032.1	1032.1	1032.1
2.5°	1007.1	1003.1	993.1	991.1	988.1	984.1	983.1	978.1	968.1	966.1	967.1
5°	961.1	945.1	934.1	925.1	918.1	900.1	893.1	885.1	871.1	867.1	861.1
7.5°	907.1	888.1	866.1	850.1	831.1	812.1	797.1	778.1	763.1	754.1	738.1
10°	865.1	839.1	810.1	778.1	753.1	724.1	705.1	683.1	659.0	637.0	621.0
12.5°	833.1	797.1	755.1	717.1	681.1	650.0	616.0	585.0	555.0	525.0	499.0
15°	807.1	762.1	709.1	661.0	617.0	571.0	533.0	490.0	452.0	426.0	393.0
17.5°	779.1	721.1	658.0	602.0	545.0	497.0	449.0	404.0	368.0	334.0	307.0
20°	745.1	675.1	607.0	542.0	477.0	422.0	373.0	330.0	295.0	268.0	248.0
22.5°	707.1	625.0	546.0	475.0	410.0	356.0	310.0	278.0	252.0	237.0	231.0
25°	670.1	576.0	487.0	409.0	344.0	298.0	267.0	240.0	227.0	221.0	221.0
27.5°	636.0	526.0	427.0	351.0	288.0	252.0	228.0	217.0	211.0	211.0	214.0
30°	604.0	476.0	370.0	293.0	243.0	216.0	203.0	199.0	200.0	204.0	208.0
32.5°	567.0	428.0	321.0	252.0	211.0	193.0	183.0	184.0	189.0	196.0	203.0
35°	528.0	377.0	278.0	221.0	189.0	175.0	169.0	170.0	177.0	186.0	193.0
37.5°	493.0	336.0	245.0	197.0	173.0	164.0	159.0	160.0	165.0	176.0	185.0
40°	458.0	301.0	218.0	183.0	164.0	155.0	152.0	151.0	155.0	165.0	176.0
42.5°	428.0	271.0	202.0	173.0	158.0	150.0	146.0	146.0	148.0	156.0	167.0
45°	410.0	253.0	191.0	166.0	153.0	146.0	142.0	140.0	143.0	148.0	158.0
47.5°	410.0	244.0	184.0	161.0	149.0	143.0	138.0	137.0	138.0	143.0	153.0
50°	424.0	246.0	183.0	159.0	147.0	139.0	134.0	134.0	136.0	143.0	151.0
52.5°	436.0	250.0	186.0	161.0	147.0	137.0	131.0	130.0	133.0	140.0	147.0
55°	434.0	250.0	189.0	164.0	150.0	138.0	130.0	129.0	131.0	138.0	145.0
57.5°	388.0	235.0	186.0	166.0	154.0	143.0	135.0	132.0	134.0	140.0	146.0
60°	314.0	209.0	178.0	166.0	160.0	152.0	144.0	142.0	143.0	149.0	156.0
62.5°	246.0	186.0	168.0	165.0	163.0	159.0	156.0	154.0	154.0	159.0	165.0
65°	200.0	168.0	160.0	161.0	163.0	162.0	161.0	160.0	160.0	163.0	169.0
67.5°	167.0	151.0	149.0	152.0	154.0	155.0	156.0	155.0	156.0	159.0	166.0
69°	152.0	142.0	140.0	142.0	146.0	147.0	149.0	148.0	149.0	152.0	159.0
70°	143.0	135.0	133.0	136.0	139.0	140.0	142.0	141.0	142.0	145.0	152.0
72.5°	124.0	115.0	112.0	114.0	117.0	117.0	120.0	121.0	119.0	120.0	125.0
75°	106.0	96.0	91.0	92.0	92.0	92.0	94.0	94.0	92.0	91.0	92.0
77.5°	89.0	78.0	72.0	72.0	72.0	71.0	68.0	69.0	70.0	69.0	70.0
80°	70.0	61.0	55.0	55.0	55.0	53.0	52.0	52.0	54.0	56.0	55.0
82.5°	54.0	45.0	42.0	41.0	41.0	39.0	39.0	41.0	40.0	41.0	43.0
85°	39.0	32.0	29.0	30.0	29.0	27.0	28.0	31.0	31.0	30.0	32.0
87.5°	24.0	20.0	19.0	20.0	18.0	15.0	14.0	15.0	17.0	16.0	18.0
90°	3.0	2.0	2.0	2.0	3.0	2.0	2.0	2.0	3.0	3.0	2.0
92.5°	0.0	0.0	0.0	0.0	0.0	0.0	0.0	0.0	0.0	0.0	0.0
95°	0.0	0.0	0.0	0.0	0.0	0.0	0.0	0.0	0.0	0.0	0.0
97.5°	0.0	0.0	0.0	0.0	0.0	0.0	0.0	0.0	0.0	0.0	0.0
100°	0.0	0.0	0.0	0.0	0.0	0.0	0.0	0.0	0.0	0.0	0.0
102.5°	0.0	0.0	0.0	0.0	0.0	0.0	0.0	0.0	0.0	0.0	0.0
105°	0.0	0.0	0.0	0.0	0.0	0.0	0.0	0.0	0.0	0.0	0.0
107.5°	0.0	0.0	0.0	0.0	0.0	0.0	0.0	0.0	0.0	0.0	0.0



REPORT NUMBER: P227068
 CATALOG NUMBER: ISW-AF-1200-LED-E1-SL4-7050

REPORT N
 CATALOG

CANDELA DISTRIBUTION (continued):

CANDELA

	105°	110°	115°	120°	125°	130°	135°	140°	145°	150°	155°	
110°	0.0	0.0	0.0	0.0	0.0	0.0	0.0	0.0	0.0	0.0	0.0	0°
112.5°	0.0	0.0	0.0	0.0	0.0	0.0	0.0	0.0	0.0	0.0	0.0	2.5°
115°	0.0	0.0	0.0	0.0	0.0	0.0	0.0	0.0	0.0	0.0	0.0	5°
117.5°	0.0	0.0	0.0	0.0	0.0	0.0	0.0	0.0	0.0	0.0	0.0	7.5°
120°	0.0	0.0	0.0	0.0	0.0	0.0	0.0	0.0	0.0	0.0	0.0	10°
122.5°	0.0	0.0	0.0	0.0	0.0	0.0	0.0	0.0	0.0	0.0	0.0	12.5°
125°	0.0	0.0	0.0	0.0	0.0	0.0	0.0	0.0	0.0	0.0	0.0	15°
127.5°	0.0	0.0	0.0	0.0	0.0	0.0	0.0	0.0	0.0	0.0	0.0	17.5°
130°	0.0	0.0	0.0	0.0	0.0	0.0	0.0	0.0	0.0	0.0	0.0	20°
132.5°	0.0	0.0	0.0	0.0	0.0	0.0	0.0	0.0	0.0	0.0	0.0	22.5°
135°	0.0	0.0	0.0	0.0	0.0	0.0	0.0	0.0	0.0	0.0	0.0	25°
137.5°	0.0	0.0	0.0	0.0	0.0	0.0	0.0	0.0	0.0	0.0	0.0	27.5°
140°	0.0	0.0	0.0	0.0	0.0	0.0	0.0	0.0	0.0	0.0	0.0	30°
142.5°	0.0	0.0	0.0	0.0	0.0	0.0	0.0	0.0	0.0	0.0	0.0	32.5°
145°	0.0	0.0	0.0	0.0	0.0	0.0	0.0	0.0	0.0	0.0	0.0	35°
147.5°	0.0	0.0	0.0	0.0	0.0	0.0	0.0	0.0	0.0	0.0	0.0	37.5°
150°	0.0	0.0	0.0	0.0	0.0	0.0	0.0	0.0	0.0	0.0	0.0	40°
152.5°	0.0	0.0	0.0	0.0	0.0	0.0	0.0	0.0	0.0	0.0	0.0	42.5°
155°	0.0	0.0	0.0	0.0	0.0	0.0	0.0	0.0	0.0	0.0	0.0	45°
157.5°	0.0	0.0	0.0	0.0	0.0	0.0	0.0	0.0	0.0	0.0	0.0	47.5°
160°	0.0	0.0	0.0	0.0	0.0	0.0	0.0	0.0	0.0	0.0	0.0	50°
162.5°	0.0	0.0	0.0	0.0	0.0	0.0	0.0	0.0	0.0	0.0	0.0	52.5°
165°	0.0	0.0	0.0	0.0	0.0	0.0	0.0	0.0	0.0	0.0	0.0	55°
167.5°	0.0	0.0	0.0	0.0	0.0	0.0	0.0	0.0	0.0	0.0	0.0	57.5°
170°	0.0	0.0	0.0	0.0	0.0	0.0	0.0	0.0	0.0	0.0	0.0	60°
172.5°	0.0	0.0	0.0	0.0	0.0	0.0	0.0	0.0	0.0	0.0	0.0	62.5°
175°	0.0	0.0	0.0	0.0	0.0	0.0	0.0	0.0	0.0	0.0	0.0	65°
177.5°	0.0	0.0	0.0	0.0	0.0	0.0	0.0	0.0	0.0	0.0	0.0	67.5°
180°	0.0	0.0	0.0	0.0	0.0	0.0	0.0	0.0	0.0	0.0	0.0	69°
												70°
												72.5°
												75°
												77.5°
												80°
												82.5°
												85°
												87.5°
												90°
												92.5°
												95°
												97.5°
												100°
												102.5°
												105°
												107.5°

